

	VOTES	PERCENT
PRECINCTS COUNTED (OF 28)	28	100.00
REGISTERED VOTERS - TOTAL	62,865	
BALLOTS CAST - TOTAL	18,859	
VOTER TURNOUT - TOTAL		30.00

DIRECTOR, POSITION NO. 1 - AT LARGE DOUGLAS E.S.D.

Vote For 1

Kendra Murray	5,748	46.16
Bernis Kay Wagner	6,611	53.09
WRITE-IN.	94	.75
Over Votes	5	
Under Votes	5,166	

DIRECTOR, ZONE 2 DOUGLAS E.S.D. ZONE 2

Vote For 1

Harry McDermott	2,602	98.30
WRITE-IN.	45	1.70
Over Votes	0	
Under Votes	2,747	

DIRECTOR, ZONE 4 DOUGLAS E.S.D. ZONE 4

Vote For 1

Gary Kinnett	1,593	99.25
WRITE-IN.	12	.75
Over Votes	0	
Under Votes	815	

DIRECTOR, ZONE 5 DOUGLAS E.S.D. ZONE 5

Vote For 1

Donna Murray	1,638	98.79
WRITE-IN.	20	1.21
Over Votes	0	
Under Votes	809	

DIRECTOR POSITION 6 AT-LARGE LANE COUNTY E.S.D.

Vote For 1

Rose I Wilde	7	100.00
WRITE-IN.	0	
Over Votes	0	
Under Votes	3	

DIRECTOR, ZONE 4, POSITION 1 SOUTH COAST E.S.D. ZONE 4

Vote For 1

Glenn Thurkow	625	98.74
WRITE-IN.	8	1.26
Over Votes	0	
Under Votes	592	

DIRECTOR, POSITION 6, AT LARGE SOUTH COAST E.S.D.

Vote For 1

Fred M Brick	622	98.57
WRITE-IN.	9	1.43
Over Votes	0	
Under Votes	594	

DIRECTOR, POSITION 7, AT LARGE SOUTH COAST E.S.D.

Vote For 1

Scott Roberts	685	98.70
WRITE-IN.	9	1.30
Over Votes	0	
Under Votes	531	

DIRECTOR, ZONE 1 LANE COMMUNITY COLLEGE

Vote For 1

Sharon Stiles	4	50.00
Rich Cunningham	4	50.00
WRITE-IN.	0	
Over Votes	0	
Under Votes	2	

DIRECTOR, ZONE 3 LANE COMMUNITY COLLEGE

Vote For 1

Gary J LeClair	7	100.00
WRITE-IN.	0	
Over Votes	0	
Under Votes	3	

DIRECTOR, ZONE 4 LANE COMMUNITY COLLEGE

Vote For 1

Matthew K Keating	7	100.00
WRITE-IN.	0	
Over Votes	0	
Under Votes	3	

MEMBER, POSITION 2 S.W. OREGON COMMUNITY COLLEGE

Vote For 1

Holly Hall Stamper	269	41.13
Marcia Jensen	378	57.80
WRITE-IN.	7	1.07
Over Votes	1	
Under Votes	556	

MEMBER, POSITION 4 S.W. OREGON COMMUNITY COLLEGE

Vote For 1

Renee' Menkens	271	41.69
David Bridgham	375	57.69
WRITE-IN.	4	.62
Over Votes	0	
Under Votes	561	



I certify the votes recorded on this abstract correctly summarize the tally of votes cast at the election indicated.  
Patricia K. Hitt  
DOUGLAS COUNTY CLERK  
By: Patricia K. Hitt  
Date: 6/5/13

VOTES PERCENT

VOTES PERCENT

MEMBER, POSITION 5 S.W. OREGON COMMUNITY COLLEGE  
 Vote For 1  
 Julie L Kremers . . . . . 279 42.15  
 Tim Bishop . . . . . 379 57.25  
 WRITE-IN. . . . . 4 .60  
 Over Votes . . . . . 0  
 Under Votes . . . . . 549

DIRECTOR, POSITION 3 CAMAS VALLEY SCHOOL #21J  
 Vote For 1  
 NO CANDIDATE FILED . . . . . 0  
 WRITE-IN. . . . . 14 100.00  
 Over Votes . . . . . 0  
 Under Votes . . . . . 100

MEMBER, POSITION 7 S.W. OREGON COMMUNITY COLLEGE  
 Vote For 1  
 Danny Stoddard. . . . . 245 38.70  
 Judy May-Lopez. . . . . 270 42.65  
 Ian Maitland . . . . . 114 18.01  
 WRITE-IN. . . . . 4 .63  
 Over Votes . . . . . 0  
 Under Votes . . . . . 578

DIRECTOR, POSITION 3 DAYS CREEK SCHOOL #15  
 Vote For 1  
 NO CANDIDATE FILED . . . . . 0  
 WRITE-IN. . . . . 150 100.00  
 Over Votes . . . . . 0  
 Under Votes . . . . . 213

DIRECTOR, ZONE 7 UMPQUA COMMUNITY COLLEGE  
 Vote For 1  
 Vanessa A Becker . . . . . 10,149 98.63  
 WRITE-IN. . . . . 141 1.37  
 Over Votes . . . . . 1  
 Under Votes . . . . . 7,331

DIRECTOR, POSITION 4 DAYS CREEK SCHOOL #15  
 Vote For 1  
 Dana P Stone . . . . . 255 95.86  
 WRITE-IN. . . . . 11 4.14  
 Over Votes . . . . . 0  
 Under Votes . . . . . 97

DIRECTOR, ZONE 4 UMPQUA COMMUNITY COLLEGE ZONE 4  
 Vote For 1  
 Sharon D Rice . . . . . 1,764 97.95  
 WRITE-IN. . . . . 37 2.05  
 Over Votes . . . . . 1  
 Under Votes . . . . . 1,406

DIRECTOR, POSITION 5 DAYS CREEK SCHOOL #15  
 Vote For 1  
 Lori Depew . . . . . 258 96.99  
 WRITE-IN. . . . . 8 3.01  
 Over Votes . . . . . 0  
 Under Votes . . . . . 97

DIRECTOR, ZONE 5 UMPQUA COMMUNITY COLLEGE ZONE 5  
 Vote For 1  
 Bob Bell. . . . . 1,508 98.95  
 WRITE-IN. . . . . 16 1.05  
 Over Votes . . . . . 0  
 Under Votes . . . . . 858

DIRECTOR, POSITION 6 DAYS CREEK SCHOOL #15  
 Vote For 1  
 Larry Ellis. . . . . 175 52.24  
 Tammy Eichmann. . . . . 158 47.16  
 WRITE-IN. . . . . 2 .60  
 Over Votes . . . . . 2  
 Under Votes . . . . . 26

DIRECTOR, POSITION 1 CAMAS VALLEY SCHOOL #21J  
 Vote For 1  
 Trish Bachmeier . . . . . 105 97.22  
 WRITE-IN. . . . . 3 2.78  
 Over Votes . . . . . 0  
 Under Votes . . . . . 6

DIRECTOR, POSITION 7 DAYS CREEK SCHOOL #15  
 Vote For 1  
 Kathy Bennett . . . . . 234 96.69  
 WRITE-IN. . . . . 8 3.31  
 Over Votes . . . . . 0  
 Under Votes . . . . . 121

DIRECTOR, POSITION 2 CAMAS VALLEY SCHOOL #21J  
 Vote For 1  
 NO CANDIDATE FILED . . . . . 0  
 WRITE-IN. . . . . 15 100.00  
 Over Votes . . . . . 0  
 Under Votes . . . . . 99

DIRECTOR, POSITION 2 ELKTON SCHOOL #34  
 Vote For 1  
 Pamela S Madison . . . . . 236 97.93  
 WRITE-IN. . . . . 5 2.07  
 Over Votes . . . . . 0  
 Under Votes . . . . . 122



VOTES PERCENT

VOTES PERCENT

DIRECTOR, POSITION 3 ELKTON SCHOOL #34

Vote For 1		
King Phelps . . . . .	94	28.14
Seth Williamson . . . . .	239	71.56
WRITE-IN. . . . .	1	.30
Over Votes . . . . .	0	
Under Votes . . . . .	29	

DIRECTOR, POSITION 1 GLENDALE SCHOOL #77

Vote For 1		
Henry (Hank) Perry . . . . .	355	93.92
WRITE-IN. . . . .	23	6.08
Over Votes . . . . .	0	
Under Votes . . . . .	108	

DIRECTOR, POSITION 5 ELKTON SCHOOL #34

Vote For 1		
Daniel P Burke. . . . .	263	98.13
WRITE-IN. . . . .	5	1.87
Over Votes . . . . .	0	
Under Votes . . . . .	95	

DIRECTOR, POSITION 2 GLENDALE SCHOOL #77

Vote For 1		
Tracy Thackery. . . . .	294	66.52
Deena M Tippin. . . . .	144	32.58
WRITE-IN. . . . .	4	.90
Over Votes . . . . .	0	
Under Votes . . . . .	44	

DIRECTOR, POSITION 6 ELKTON SCHOOL #34

Vote For 1		
Roger Holcomb . . . . .	247	93.56
WRITE-IN. . . . .	17	6.44
Over Votes . . . . .	0	
Under Votes . . . . .	99	

DIRECTOR, POSITION 3 GLENDALE SCHOOL #77

Vote For 1		
Nedra Mitchell. . . . .	333	74.33
Todd M Tippin . . . . .	110	24.55
WRITE-IN. . . . .	5	1.12
Over Votes . . . . .	0	
Under Votes . . . . .	38	

DIRECTOR, POSITION 7 ELKTON SCHOOL #34

Vote For 1		
Marc Smith . . . . .	154	45.56
Doug Byle . . . . .	182	53.85
WRITE-IN. . . . .	2	.59
Over Votes . . . . .	0	
Under Votes . . . . .	25	

DIRECTOR, POSITION 5 GLENDALE SCHOOL #77

Vote For 1		
Samantha Cline. . . . .	377	97.16
WRITE-IN. . . . .	11	2.84
Over Votes . . . . .	0	
Under Votes . . . . .	98	

DIRECTOR, POSITION 2 FERN RIDGE SCHOOL #28-J

Vote For 1		
Andrea D Larson . . . . .	0	
WRITE-IN. . . . .	0	
Over Votes . . . . .	0	
Under Votes . . . . .	0	

DIRECTOR, POSITION 6 GLENDALE SCHOOL #77

Vote For 1		
Jeff M Moritz . . . . .	160	39.90
Bill Boal . . . . .	237	59.10
WRITE-IN. . . . .	4	1.00
Over Votes . . . . .	0	
Under Votes . . . . .	85	

DIRECTOR, POSITION 3 FERN RIDGE SCHOOL #28-J

Vote For 1		
Bill Linn . . . . .	0	
David Bolton . . . . .	0	
WRITE-IN. . . . .	0	
Over Votes . . . . .	0	
Under Votes . . . . .	0	

DIRECTOR, POSITION 7 GLENDALE SCHOOL #77

Vote For 1		
Judith Dickerson . . . . .	338	97.13
WRITE-IN. . . . .	10	2.87
Over Votes . . . . .	0	
Under Votes . . . . .	138	

DIRECTOR, POSITION 4 FERN RIDGE SCHOOL #28-J

Vote For 1		
Craig M Soderberg. . . . .	0	
Joshua W Wetzel . . . . .	0	
WRITE-IN. . . . .	0	
Over Votes . . . . .	0	
Under Votes . . . . .	0	

DIRECTOR, POSITION 2 GLIDE SCHOOL #12

Vote For 1		
Ed Balfour . . . . .	646	98.48
WRITE-IN. . . . .	10	1.52
Over Votes . . . . .	0	
Under Votes . . . . .	184	



DIRECTOR, POSITION 3 GLIDE SCHOOL #12  
 Vote For 1  
 Jeff Enserink . . . . . 623 98.11  
 WRITE-IN. . . . . 12 1.89  
 Over Votes . . . . . 0  
 Under Votes . . . . . 205

DIRECTOR, POSITION 2 OAKLAND SCHOOL #1  
 Vote For 1  
 Pamela Nix . . . . . 306 97.45  
 WRITE-IN. . . . . 8 2.55  
 Over Votes . . . . . 0  
 Under Votes . . . . . 94

DIRECTOR, POSITION 5 GLIDE SCHOOL #12  
 Vote For 1  
 Stan Spencer . . . . . 652 98.05  
 WRITE-IN. . . . . 13 1.95  
 Over Votes . . . . . 0  
 Under Votes . . . . . 175

DIRECTOR, POSITION 4 OAKLAND SCHOOL #1  
 Vote For 1  
 Dan L Hartman . . . . . 214 64.85  
 WRITE-IN. . . . . 116 35.15  
 Over Votes . . . . . 0  
 Under Votes . . . . . 78

DIRECTOR, POSITION 2 NORTH DOUGLAS SCHOOL #22  
 Vote For 1  
 Leonard Jesse Rice . . . . . 193 98.47  
 WRITE-IN. . . . . 3 1.53  
 Over Votes . . . . . 0  
 Under Votes . . . . . 43

DIRECTOR, POSITION 1 REEDSPORT SCHOOL #105  
 Vote For 1  
 Kathleen Dunaway Browning . . . . . 734 97.09  
 WRITE-IN. . . . . 22 2.91  
 Over Votes . . . . . 0  
 Under Votes . . . . . 469

DIRECTOR, POSITION 3 NORTH DOUGLAS SCHOOL #22  
 Vote For 1  
 Jeff Frieze. . . . . 214 98.17  
 WRITE-IN. . . . . 4 1.83  
 Over Votes . . . . . 0  
 Under Votes . . . . . 21

DIRECTOR, POSITION 3 REEDSPORT SCHOOL #105  
 Vote For 1  
 Jennifer Clark. . . . . 578 57.40  
 Steve Thornton. . . . . 424 42.11  
 WRITE-IN. . . . . 5 .50  
 Over Votes . . . . . 0  
 Under Votes . . . . . 218

DIRECTOR, POSITION 4 NORTH DOUGLAS SCHOOL #22  
 Vote For 1  
 David Huckins . . . . . 205 98.56  
 WRITE-IN. . . . . 3 1.44  
 Over Votes . . . . . 0  
 Under Votes . . . . . 31

DIRECTOR, POSITION 4 REEDSPORT SCHOOL #105  
 Vote For 1  
 Patricia Laskey . . . . . 776 96.64  
 WRITE-IN. . . . . 27 3.36  
 Over Votes . . . . . 0  
 Under Votes . . . . . 422

DIRECTOR, POSITION 5 NORTH DOUGLAS SCHOOL #22  
 Vote For 1  
 Trissie Penland . . . . . 197 94.71  
 WRITE-IN. . . . . 11 5.29  
 Over Votes . . . . . 0  
 Under Votes . . . . . 31

DIRECTOR, POSITION 5 REEDSPORT SCHOOL #105  
 Vote For 1  
 Tamara Szalewski . . . . . 763 97.70  
 WRITE-IN. . . . . 18 2.30  
 Over Votes . . . . . 0  
 Under Votes . . . . . 444

DIRECTOR, POSITION 1 OAKLAND SCHOOL #1  
 Vote For 1  
 Trisha Barnes . . . . . 294 97.35  
 WRITE-IN. . . . . 8 2.65  
 Over Votes . . . . . 0  
 Under Votes . . . . . 106

DIRECTOR, POSITION 6 REEDSPORT SCHOOL #105  
 Vote For 1  
 David E Young . . . . . 716 98.35  
 WRITE-IN. . . . . 12 1.65  
 Over Votes . . . . . 0  
 Under Votes . . . . . 497



VOTES PERCENT

VOTES PERCENT

DIRECTOR, POSITION 1 RIDDLE SCHOOL #70

Vote For 1		
Erwin Hackett Jr . . . . .	234	98.73
WRITE-IN. . . . .	3	1.27
Over Votes . . . . .	0	
Under Votes . . . . .	21	

DIRECTOR, POSITION 4 SIUSLAW SCHOOL #97-J5

Vote For 1		
Paul Burns . . . . .	5	100.00
WRITE-IN. . . . .	0	
Over Votes . . . . .	0	
Under Votes . . . . .	3	

DIRECTOR, POSITION 3 RIDDLE SCHOOL #70

Vote For 1		
NO CANDIDATE FILED . . . . .	0	
WRITE-IN. . . . .	25	100.00
Over Votes . . . . .	0	
Under Votes . . . . .	233	

DIRECTOR, POSITION 6 SIUSLAW SCHOOL #97-J5

Vote For 1		
Scott Salisbury . . . . .	4	66.67
Helen Ritchie . . . . .	2	33.33
WRITE-IN. . . . .	0	
Over Votes . . . . .	0	
Under Votes . . . . .	2	

DIRECTOR, POSITION 4 RIDDLE SCHOOL #70

Vote For 1		
Lisa Riekeman . . . . .	220	98.65
WRITE-IN. . . . .	3	1.35
Over Votes . . . . .	0	
Under Votes . . . . .	35	

DIRECTOR, POSITION 2 SOUTH LANE SCHOOL #45-J3

Vote For 1		
Keith Folkman . . . . .	0	
Taylor Wilhour. . . . .	1	100.00
WRITE-IN. . . . .	0	
Over Votes . . . . .	0	
Under Votes . . . . .	1	

DIRECTOR, POSITION 2 ROSEBURG SCHOOL #4

Vote For 1		
Sheila Lawrence . . . . .	2,940	41.81
Daniel Endicott . . . . .	4,030	57.32
WRITE-IN. . . . .	61	.87
Over Votes . . . . .	6	
Under Votes . . . . .	3,334	

DIRECTOR, POSITION 4 SOUTH LANE SCHOOL #45-J3

Vote For 1		
Sherry Duerst-Higgins . . . . .	2	100.00
WRITE-IN. . . . .	0	
Over Votes . . . . .	0	
Under Votes . . . . .	0	

DIRECTOR, POSITION 3 ROSEBURG SCHOOL #4

Vote For 1		
Stacy Stiefel . . . . .	5,270	97.88
WRITE-IN. . . . .	114	2.12
Over Votes . . . . .	2	
Under Votes . . . . .	4,985	

DIRECTOR, POSITION 5 SOUTH LANE SCHOOL #45-J3

Vote For 1		
Alan Baas . . . . .	2	100.00
WRITE-IN. . . . .	0	
Over Votes . . . . .	0	
Under Votes . . . . .	0	

DIRECTOR, POSITION 7 ROSEBURG SCHOOL #4

Vote For 1		
Steven L Patterson . . . . .	5,421	98.26
WRITE-IN. . . . .	96	1.74
Over Votes . . . . .	1	
Under Votes . . . . .	4,853	

DIRECTOR, POS 1, ZONE 3 AT LARGE SOUTH UMPQUA SCHOOL #19

Vote For 1			
Jeff Johnson . . . . .	1,240	99.76	
WRITE-IN. . . . .	3	.24	
Over Votes . . . . .	0		
Under Votes . . . . .	337		

DIRECTOR, POSITION 2 SIUSLAW SCHOOL #97-J5

Vote For 1		
John Barnett . . . . .	5	100.00
WRITE-IN. . . . .	0	
Over Votes . . . . .	0	
Under Votes . . . . .	3	

DIRECTOR, POS 2, ZONE 1 CANYONVILLE SOUTH UMPQUA SCHOOL #19

Vote For 1			
Judy Coleman . . . . .	1,065	98.98	
WRITE-IN. . . . .	11	1.02	
Over Votes . . . . .	0		
Under Votes . . . . .	504		



VOTES PERCENT

VOTES PERCENT

DIRECTOR, POS 2, ZONE 2 MYRTLE CREEK  
SOUTH UMPQUA SCHOOL #19  
Vote For 1  
Stephen Maniaci . . . . . 635 56.00  
Natasha Dunne-Bjornsen . . . . . 488 43.03  
WRITE-IN. . . . . 11 .97  
Over Votes . . . . . 1  
Under Votes . . . . . 445

DIRECTOR, POSITION 4 WINSTON-DILLARD SCHOOL #116  
Vote For 1  
Paula Faubush . . . . . 350 35.79  
Edie Young . . . . . 622 63.60  
WRITE-IN. . . . . 6 .61  
Over Votes . . . . . 0  
Under Votes . . . . . 167

DIRECTOR, POS 2, ZONE 3 AT LARGE SOUTH UMPQUA SCHOOL #19  
Vote For 1  
Jeannie L Weakley. . . . . 1,072 98.80  
WRITE-IN. . . . . 13 1.20  
Over Votes . . . . . 0  
Under Votes . . . . . 495

DIRECTOR, POSITION 1 YONCALLA SCHOOL #32  
Vote For 1  
Scott Sublette. . . . . 278 94.56  
WRITE-IN. . . . . 16 5.44  
Over Votes . . . . . 0  
Under Votes . . . . . 48

DIRECTOR, POSITION 1 SUTHERLIN SCHOOL #130  
Vote For 1  
Diana Woodward. . . . . 487 46.87  
Jay A Bennett . . . . . 549 52.84  
WRITE-IN. . . . . 3 .29  
Over Votes . . . . . 0  
Under Votes . . . . . 76

DIRECTOR, POSITION 3 YONCALLA SCHOOL #32  
Vote For 1  
Twila R Van Loon . . . . . 295 97.36  
WRITE-IN. . . . . 8 2.64  
Over Votes . . . . . 0  
Under Votes . . . . . 39

DIRECTOR, POSITION 4 SUTHERLIN SCHOOL #130  
Vote For 1  
Justin Peterman . . . . . 855 99.19  
WRITE-IN. . . . . 7 .81  
Over Votes . . . . . 0  
Under Votes . . . . . 253

DIRECTOR, POSITION 5 YONCALLA SCHOOL #32  
Vote For 1  
Lisa Frasier . . . . . 260 95.94  
WRITE-IN. . . . . 11 4.06  
Over Votes . . . . . 0  
Under Votes . . . . . 71

DIRECTOR, POSITION 5 SUTHERLIN SCHOOL #130  
Vote For 1  
Paul Crawford . . . . . 855 98.96  
WRITE-IN. . . . . 9 1.04  
Over Votes . . . . . 0  
Under Votes . . . . . 251

COMMISSIONER, POSITION 4 PORT OF COQUILLE  
Vote For 1  
Gordon Hayes . . . . . 0  
Dave Hermann . . . . . 0  
WRITE-IN. . . . . 0  
Over Votes . . . . . 0  
Under Votes . . . . . 2

DIRECTOR, POSITION 2 WINSTON-DILLARD SCHOOL #116  
Vote For 1  
Michelle Waggoner. . . . . 865 98.52  
WRITE-IN. . . . . 13 1.48  
Over Votes . . . . . 0  
Under Votes . . . . . 267

COMMISSIONER, POSITION 5 PORT OF COQUILLE  
Vote For 1  
NO CANDIDATE FILED . . . . . 0  
WRITE-IN. . . . . 0  
Over Votes . . . . . 0  
Under Votes . . . . . 2

DIRECTOR, POSITION 3 WINSTON-DILLARD SCHOOL #116  
Vote For 1  
Lorna Quimby . . . . . 842 98.83  
WRITE-IN. . . . . 10 1.17  
Over Votes . . . . . 0  
Under Votes . . . . . 293

DIRECTOR, POSITION 1 PORT OF UMPQUA  
Vote For 1  
Keith Tymchuk . . . . . 962 95.06  
WRITE-IN. . . . . 50 4.94  
Over Votes . . . . . 0  
Under Votes . . . . . 520



DIRECTOR, POSITION 2 PORT OF UMPQUA  
 Vote For 1  
 Dennis J Clemens . . . . . 861 98.40  
 WRITE-IN. . . . . 14 1.60  
 Over Votes . . . . . 0  
 Under Votes . . . . . 657

DIRECTOR, POSITION 5 AZALEA RURAL FIRE  
 Vote For 1  
 NO CANDIDATE FILED . . . . . 0  
 WRITE-IN. . . . . 30 100.00  
 Over Votes . . . . . 0  
 Under Votes . . . . . 146

DIRECTOR, POSITION 4 PORT OF UMPQUA  
 Vote For 1  
 Steve Reese. . . . . 913 97.86  
 WRITE-IN. . . . . 20 2.14  
 Over Votes . . . . . 0  
 Under Votes . . . . . 599

DIRECTOR, POSITION 4 CALAPOOIA RURAL FIRE  
 Vote For 1  
 NO CANDIDATE FILED . . . . . 0  
 WRITE-IN. . . . . 6 100.00  
 Over Votes . . . . . 0  
 Under Votes . . . . . 65

DIRECTOR, POSITION 1 LOWER UMPQUA HOSPITAL  
 Vote For 1  
 Cheryl Young . . . . . 749 74.45  
 Jim Richardson. . . . . 251 24.95  
 WRITE-IN. . . . . 6 .60  
 Over Votes . . . . . 0  
 Under Votes . . . . . 290

DIRECTOR, POSITION 5 CALAPOOIA RURAL FIRE  
 Vote For 1  
 Roy O Palmer . . . . . 48 100.00  
 WRITE-IN. . . . . 0  
 Over Votes . . . . . 0  
 Under Votes . . . . . 23

DIRECTOR, POSITION 2 LOWER UMPQUA HOSPITAL  
 Vote For 1  
 Elizabeth Adamo . . . . . 844 98.14  
 WRITE-IN. . . . . 16 1.86  
 Over Votes . . . . . 0  
 Under Votes . . . . . 436

DIRECTOR, POSITION 3 CAMAS VALLEY RURAL FIRE  
 Vote For 1  
 Kenneth Wallace . . . . . 92 100.00  
 WRITE-IN. . . . . 0  
 Over Votes . . . . . 0  
 Under Votes . . . . . 18

DIRECTOR, POSITION 5 LOWER UMPQUA HOSPITAL  
 Vote For 1  
 Tamara Szalewski . . . . . 800 96.97  
 WRITE-IN. . . . . 25 3.03  
 Over Votes . . . . . 0  
 Under Votes . . . . . 471

DIRECTOR, POSITION 4 CAMAS VALLEY RURAL FIRE  
 Vote For 1  
 Todd Mickelson. . . . . 93 100.00  
 WRITE-IN. . . . . 0  
 Over Votes . . . . . 0  
 Under Votes . . . . . 17

DIRECTOR, POSITION 2 AZALEA RURAL FIRE  
 Vote For 1  
 NO CANDIDATE FILED . . . . . 0  
 WRITE-IN. . . . . 26 100.00  
 Over Votes . . . . . 0  
 Under Votes . . . . . 150

DIRECTOR, POSITION 5 CAMAS VALLEY RURAL FIRE  
 Vote For 1  
 George Maliglig . . . . . 102 100.00  
 WRITE-IN. . . . . 0  
 Over Votes . . . . . 0  
 Under Votes . . . . . 8

DIRECTOR, POSITION 4 AZALEA RURAL FIRE  
 Vote For 1  
 NO CANDIDATE FILED . . . . . 0  
 WRITE-IN. . . . . 29 100.00  
 Over Votes . . . . . 0  
 Under Votes . . . . . 147

DIRECTOR, POSITION 4 CANYONVILLE/SOUTH UMPQUA FIRE  
 Vote For 1  
 Dwaine Carnley. . . . . 241 99.59  
 WRITE-IN. . . . . 1 .41  
 Over Votes . . . . . 0  
 Under Votes . . . . . 44



DIRECTOR, POSITION 5 CANYONVILLE/SOUTH UMPQUA FIRE  
 Vote For 1  
 Jim Burwell. . . . . 244 98.79  
 WRITE-IN. . . . . 3 1.21  
 Over Votes . . . . . 0  
 Under Votes . . . . . 39

DIRECTOR, POSITION 1 FAIR OAKS RURAL FIRE  
 Vote For 1  
 Clyde J Blakeley . . . . . 149 94.90  
 WRITE-IN. . . . . 8 5.10  
 Over Votes . . . . . 0  
 Under Votes . . . . . 57

DIRECTOR, POSITION 4 DAYS CREEK RURAL FIRE  
 Vote For 1  
 NO CANDIDATE FILED . . . . . 0  
 WRITE-IN. . . . . 46 100.00  
 Over Votes . . . . . 0  
 Under Votes . . . . . 95

DIRECTOR, POSITION 2 FAIR OAKS RURAL FIRE  
 Vote For 1  
 Jess Terrel. . . . . 155 98.10  
 WRITE-IN. . . . . 3 1.90  
 Over Votes . . . . . 0  
 Under Votes . . . . . 56

DIRECTOR, POSITION 5 DAYS CREEK RURAL FIRE  
 Vote For 1  
 Jess Ellefson . . . . . 101 98.06  
 WRITE-IN. . . . . 2 1.94  
 Over Votes . . . . . 0  
 Under Votes . . . . . 38

DIRECTOR, POSITION 3 FAIR OAKS RURAL FIRE  
 Vote For 1  
 Carol Swesso . . . . . 126 68.85  
 Peter Hainey . . . . . 56 30.60  
 WRITE-IN. . . . . 1 .55  
 Over Votes . . . . . 0  
 Under Votes . . . . . 31

DIRECTOR, POSITION 1 DOUGLAS COUNTY RURAL FIRE #2  
 Vote For 1  
 Jim Lee . . . . . 2,494 62.85  
 Wes Melo. . . . . 1,448 36.49  
 WRITE-IN. . . . . 26 .66  
 Over Votes . . . . . 1  
 Under Votes . . . . . 1,703

DIRECTOR, POSITION 4 FAIR OAKS RURAL FIRE  
 Vote For 1  
 Mary Rosemeyer. . . . . 151 97.42  
 WRITE-IN. . . . . 4 2.58  
 Over Votes . . . . . 0  
 Under Votes . . . . . 59

DIRECTOR, POSITION 2 DOUGLAS COUNTY RURAL FIRE #2  
 Vote For 1  
 Roy O Palmer . . . . . 2,778 98.51  
 WRITE-IN. . . . . 42 1.49  
 Over Votes . . . . . 0  
 Under Votes . . . . . 2,852


DIRECTOR, POSITION 3 GARDINER RURAL FIRE  
 Vote For 1  
 NO CANDIDATE FILED . . . . . 0  
 WRITE-IN. . . . . 11 100.00  
 Over Votes . . . . . 0  
 Under Votes . . . . . 28

DIRECTOR, POSITION 1 ELKTON RURAL FIRE  
 Vote For 1  
 NO CANDIDATE FILED . . . . . 0  
 WRITE-IN. . . . . 73 100.00  
 Over Votes . . . . . 0  
 Under Votes . . . . . 143

DIRECTOR, POSITION 4 GARDINER RURAL FIRE  
 Vote For 1  
 NO CANDIDATE FILED . . . . . 0  
 WRITE-IN. . . . . 7 100.00  
 Over Votes . . . . . 0  
 Under Votes . . . . . 32

DIRECTOR, POSITION 2 ELKTON RURAL FIRE  
 Vote For 1  
 Paul William Anderson . . . . . 73 57.03  
 WRITE-IN. . . . . 55 42.97  
 Over Votes . . . . . 0  
 Under Votes . . . . . 88

DIRECTOR, POSITION 5 GARDINER RURAL FIRE  
 Vote For 1  
 NO CANDIDATE FILED . . . . . 0  
 WRITE-IN. . . . . 5 100.00  
 Over Votes . . . . . 0  
 Under Votes . . . . . 34





		VOTES PERCENT			VOTES PERCENT
<b>DIRECTOR, POSITION 3 GLENDALE RURAL FIRE</b>					
Vote For 1					
NO CANDIDATE FILED . . . . .		0			
WRITE-IN. . . . .		36	100.00		
Over Votes . . . . .		0			
Under Votes . . . . .		129			
<b>DIRECTOR, POSITION 4 GLENDALE RURAL FIRE</b>					
Vote For 1					
NO CANDIDATE FILED . . . . .		0			
WRITE-IN. . . . .		34	100.00		
Over Votes . . . . .		0			
Under Votes . . . . .		131			
<b>DIRECTOR, POSITION 5 GLENDALE RURAL FIRE</b>					
Vote For 1					
NO CANDIDATE FILED . . . . .		0			
WRITE-IN. . . . .		34	100.00		
Over Votes . . . . .		0			
Under Votes . . . . .		131			
<b>DIRECTOR, POSITION 2 GLIDE RURAL FIRE</b>					
Vote For 1					
Donald Kidd. . . . .		435	89.88		
WRITE-IN. . . . .		49	10.12		
Over Votes . . . . .		0			
Under Votes . . . . .		73			
<b>DIRECTOR, POSITION 3 GLIDE RURAL FIRE</b>					
Vote For 1					
Linda J Tipton. . . . .		424	98.38		
WRITE-IN. . . . .		7	1.62		
Over Votes . . . . .		0			
Under Votes . . . . .		126			
<b>DIRECTOR, POSITION 5 GLIDE RURAL FIRE</b>					
Vote For 1					
NO CANDIDATE FILED . . . . .		0			
WRITE-IN. . . . .		113	100.00		
Over Votes . . . . .		0			
Under Votes . . . . .		444			
<b>DIRECTOR, POSITION 3 KELLOGG RURAL FIRE</b>					
Vote For 1					
Duane G Madison . . . . .		130	98.48		
WRITE-IN. . . . .		2	1.52		
Over Votes . . . . .		0			
Under Votes . . . . .		18			
<b>DIRECTOR, POSITION 4 KELLOGG RURAL FIRE</b>					
Vote For 1					
Larry Leonard . . . . .		128	99.22		
WRITE-IN. . . . .		1	.78		
Over Votes . . . . .		0			
Under Votes . . . . .		21			
<b>DIRECTOR, POSITION 5 KELLOGG RURAL FIRE</b>					
Vote For 1					
Dick H Baird . . . . .		125	98.43		
WRITE-IN. . . . .		2	1.57		
Over Votes . . . . .		0			
Under Votes . . . . .		23			
<b>DIRECTOR, POSITION 4 LAKESIDE RURAL FIRE</b>					
Vote For 1					
Calvin Walker . . . . .		7	87.50		
WRITE-IN. . . . .		1	12.50		
Over Votes . . . . .		0			
Under Votes . . . . .		0			
<b>DIRECTOR, POSITION 5 LAKESIDE RURAL FIRE</b>					
Vote For 1					
Mattie Lane. . . . .		6	85.71		
WRITE-IN. . . . .		1	14.29		
Over Votes . . . . .		0			
Under Votes . . . . .		1			
<b>DIRECTOR, POSITION 1 LOOKINGGLASS RURAL FIRE</b>					
Vote For 1					
Rise Briggs. . . . .		220	89.80		
WRITE-IN. . . . .		25	10.20		
Over Votes . . . . .		0			
Under Votes . . . . .		171			
<b>DIRECTOR, POSITION 2 LOOKINGGLASS RURAL FIRE</b>					
Vote For 1					
Jaynee Germond. . . . .		226	91.50		
WRITE-IN. . . . .		21	8.50		
Over Votes . . . . .		0			
Under Votes . . . . .		169			
<b>DIRECTOR, POSITION 3 LOOKINGGLASS RURAL FIRE</b>					
Vote For 1					
Ford Swaiger . . . . .		139	43.99		
Bob Russell. . . . .		170	53.80		
WRITE-IN. . . . .		7	2.22		
Over Votes . . . . .		0			
Under Votes . . . . .		100			



DIRECTOR, POSITION 4 LOOKINGGLASS RURAL FIRE  
 Vote For 1  
 David Hatch. . . . . 229 95.42  
 WRITE-IN. . . . . 11 4.58  
 Over Votes . . . . . 0  
 Under Votes . . . . . 176

DIRECTOR, POSITION 2 MYRTLE CREEK RURAL FIRE  
 Vote For 1  
 NO CANDIDATE FILED . . . . . 0  
 WRITE-IN. . . . . 52 100.00  
 Over Votes . . . . . 0  
 Under Votes . . . . . 104

DIRECTOR, POSITION 5 LOOKINGGLASS RURAL FIRE  
 Vote For 1  
 George V Kuntz. . . . . 232 93.93  
 WRITE-IN. . . . . 15 6.07  
 Over Votes . . . . . 0  
 Under Votes . . . . . 169

DIRECTOR, POSITION 4 MYRTLE CREEK RURAL FIRE  
 Vote For 1  
 NO CANDIDATE FILED . . . . . 0  
 WRITE-IN. . . . . 53 100.00  
 Over Votes . . . . . 0  
 Under Votes . . . . . 103

DIRECTOR, POSITION 1 MILO RURAL FIRE  
 Vote For 1  
 Jeff Miller. . . . . 111 97.37  
 WRITE-IN. . . . . 3 2.63  
 Over Votes . . . . . 0  
 Under Votes . . . . . 10

DIRECTOR, POSITION 5 MYRTLE CREEK RURAL FIRE  
 Vote For 1  
 NO CANDIDATE FILED . . . . . 0  
 WRITE-IN. . . . . 54 100.00  
 Over Votes . . . . . 0  
 Under Votes . . . . . 102

DIRECTOR, POSITION 2 MILO RURAL FIRE  
 Vote For 1  
 Kenton L May . . . . . 92 92.00  
 WRITE-IN. . . . . 8 8.00  
 Over Votes . . . . . 0  
 Under Votes . . . . . 24

DIRECTOR, POSITION 2 NORTH DOUGLAS CO. FIRE & EMS  
 Vote For 1  
 Carl A Patenode . . . . . 455 97.85  
 WRITE-IN. . . . . 10 2.15  
 Over Votes . . . . . 0  
 Under Votes . . . . . 99

DIRECTOR, POSITION 3 MILO RURAL FIRE  
 Vote For 1  
 Gilbert Horst . . . . . 69 59.48  
 Allen Hager. . . . . 47 40.52  
 WRITE-IN. . . . . 0  
 Over Votes . . . . . 0  
 Under Votes . . . . . 8

DIRECTOR, POSITION 3 NORTH DOUGLAS CO. FIRE & EMS  
 Vote For 1  
 Richard D Rawson . . . . . 423 98.14  
 WRITE-IN. . . . . 8 1.86  
 Over Votes . . . . . 0  
 Under Votes . . . . . 133

DIRECTOR, POSITION 5 MILO RURAL FIRE  
 Vote For 1  
 Douglas Hartzell . . . . . 37 31.09  
 Jerry Mayhew . . . . . 82 68.91  
 WRITE-IN. . . . . 0  
 Over Votes . . . . . 0  
 Under Votes . . . . . 5

DIRECTOR, POSITION 1 OAKLAND RURAL FIRE  
 Vote For 1  
 Alvin Pepiot . . . . . 165 98.80  
 WRITE-IN. . . . . 2 1.20  
 Over Votes . . . . . 0  
 Under Votes . . . . . 36

DIRECTOR, POSITION 1 MYRTLE CREEK RURAL FIRE  
 Vote For 1  
 NO CANDIDATE FILED . . . . . 0  
 WRITE-IN. . . . . 61 100.00  
 Over Votes . . . . . 0  
 Under Votes . . . . . 95

DIRECTOR, POSITION 2 OAKLAND RURAL FIRE  
 Vote For 1  
 Clay Richard Baumgartner . . . . . 145 97.32  
 WRITE-IN. . . . . 4 2.68  
 Over Votes . . . . . 0  
 Under Votes . . . . . 54



		VOTES PERCENT				VOTES PERCENT	
DIRECTOR, POSITION 3 OAKLAND RURAL FIRE				DIRECTOR, POSITION 2 SIUSLAW VALLEY FIRE AND RESCUE			
Vote For 1				Vote For 1			
Charles Abell . . . . .	150	98.68		Lori A Gates . . . . .	6	100.00	
WRITE-IN. . . . .	2	1.32		WRITE-IN. . . . .	0		
Over Votes . . . . .	1			Over Votes . . . . .	0		
Under Votes . . . . .	50			Under Votes . . . . .	2		
DIRECTOR, POSITION 3 RIDDLE RURAL FIRE				DIRECTOR, POSITION 2 TENMILE RURAL FIRE			
Vote For 1				Vote For 1			
Herman Osterman . . . . .	231	98.72		Glen Pederson . . . . .	159	98.15	
WRITE-IN. . . . .	3	1.28		WRITE-IN. . . . .	3	1.85	
Over Votes . . . . .	1			Over Votes . . . . .	0		
Under Votes . . . . .	14			Under Votes . . . . .	35		
DIRECTOR, POSITION 4 RIDDLE RURAL FIRE				DIRECTOR, POSITION 3 TENMILE RURAL FIRE			
Vote For 1				Vote For 1			
David Wood . . . . .	200	99.01		Richard L Mehlfaff . . . . .	147	100.00	
WRITE-IN. . . . .	2	.99		WRITE-IN. . . . .	0		
Over Votes . . . . .	0			Over Votes . . . . .	0		
Under Votes . . . . .	47			Under Votes . . . . .	50		
DIRECTOR, POSITION 5 RIDDLE RURAL FIRE				DIRECTOR, POSITION 4 TENMILE RURAL FIRE			
Vote For 1				Vote For 1			
NO CANDIDATE FILED . . . . .	0			Alex Freadman . . . . .	158	100.00	
WRITE-IN. . . . .	26	100.00		WRITE-IN. . . . .	0		
Over Votes . . . . .	0			Over Votes . . . . .	0		
Under Votes . . . . .	223			Under Votes . . . . .	39		
DIRECTOR, POSITION 1 SCOTTSBURG RURAL FIRE				DIRECTOR, POSITION 1 TILLER RURAL FIRE			
Vote For 1				Vote For 1			
Mary Rose . . . . .	76	98.70		Clif Radcliff . . . . .	50	100.00	
WRITE-IN. . . . .	1	1.30		WRITE-IN. . . . .	0		
Over Votes . . . . .	0			Over Votes . . . . .	0		
Under Votes . . . . .	13			Under Votes . . . . .	6		
DIRECTOR, POSITION 2 SCOTTSBURG RURAL FIRE				DIRECTOR, POSITION 2 TILLER RURAL FIRE			
Vote For 1				Vote For 1			
James King . . . . .	70	98.59		William Spears. . . . .	34	82.93	
WRITE-IN. . . . .	1	1.41		WRITE-IN. . . . .	7	17.07	
Over Votes . . . . .	0			Over Votes . . . . .	0		
Under Votes . . . . .	19			Under Votes . . . . .	15		
DIRECTOR, POSITION 1 SIUSLAW VALLEY FIRE AND RESCUE				DIRECTOR, POSITION 3 TILLER RURAL FIRE			
Vote For 1				Vote For 1			
John S Scott . . . . .	5	71.43		Stan Petrowski. . . . .	50	98.04	
Keith Stanton . . . . .	2	28.57		WRITE-IN. . . . .	1	1.96	
WRITE-IN. . . . .	0			Over Votes . . . . .	0		
Over Votes . . . . .	0			Under Votes . . . . .	5		
Under Votes . . . . .	1						



DIRECTOR, POSITION 4 TILLER RURAL FIRE  
 VOTES PERCENT  
 Vote For 1  
 Robin E Way. . . . . 50 100.00  
 WRITE-IN. . . . . 0  
 Over Votes . . . . . 0  
 Under Votes . . . . . 6

DIRECTOR, POSITION 5 WINCHESTER BAY RURAL FIRE  
 VOTES PERCENT  
 Vote For 1  
 Dick Ludwig. . . . . 43 100.00  
 WRITE-IN. . . . . 0  
 Over Votes . . . . . 0  
 Under Votes . . . . . 6

DIRECTOR, POSITION 2 TRI-CITY RURAL FIRE  
 VOTES PERCENT  
 Vote For 1  
 Charles Lockhart . . . . . 453 99.78  
 WRITE-IN. . . . . 1 .22  
 Over Votes . . . . . 0  
 Under Votes . . . . . 347

DIRECTOR, POSITION 1 WINSTON-DILLARD RURAL FIRE  
 VOTES PERCENT  
 Vote For 1  
 Ron Smithhisler . . . . . 539 99.45  
 WRITE-IN. . . . . 3 .55  
 Over Votes . . . . . 0  
 Under Votes . . . . . 118

DIRECTOR, POSITION 3 TRI-CITY RURAL FIRE  
 VOTES PERCENT  
 Vote For 1  
 Chris Dewald . . . . . 465 99.79  
 WRITE-IN. . . . . 1 .21  
 Over Votes . . . . . 0  
 Under Votes . . . . . 335

DIRECTOR, POSITION 2 WINSTON-DILLARD RURAL FIRE  
 VOTES PERCENT  
 Vote For 1  
 Gary Vess . . . . . 525 99.81  
 WRITE-IN. . . . . 1 .19  
 Over Votes . . . . . 0  
 Under Votes . . . . . 134

DIRECTOR, POSITION 5 TRI-CITY RURAL FIRE  
 VOTES PERCENT  
 Vote For 1  
 James Gray . . . . . 439 99.55  
 WRITE-IN. . . . . 2 .45  
 Over Votes . . . . . 0  
 Under Votes . . . . . 360

DIRECTOR, POSITION 3 WINSTON-DILLARD RURAL FIRE  
 VOTES PERCENT  
 Vote For 1  
 Vern Heyer . . . . . 503 99.02  
 WRITE-IN. . . . . 5 .98  
 Over Votes . . . . . 0  
 Under Votes . . . . . 152

DIRECTOR, POSITION 1 WINCHESTER BAY RURAL FIRE  
 VOTES PERCENT  
 Vote For 1  
 Sergei Litvin . . . . . 34 100.00  
 WRITE-IN. . . . . 0  
 Over Votes . . . . . 0  
 Under Votes . . . . . 15

DIRECTOR, POSITION 5 WINSTON-DILLARD RURAL FIRE  
 VOTES PERCENT  
 Vote For 1  
 James R Furtado . . . . . 493 99.40  
 WRITE-IN. . . . . 3 .60  
 Over Votes . . . . . 0  
 Under Votes . . . . . 164

DIRECTOR, POSITION 3 WINCHESTER BAY RURAL FIRE  
 VOTES PERCENT  
 Vote For 1  
 Gary Goorhuis . . . . . 43 100.00  
 WRITE-IN. . . . . 0  
 Over Votes . . . . . 0  
 Under Votes . . . . . 6

DIRECTOR, POSITION 1 LOWER UMPQUA PARK & REC.  
 VOTES PERCENT  
 Vote For 1  
 Dawn M Lindberg . . . . . 703 97.50  
 WRITE-IN. . . . . 18 2.50  
 Over Votes . . . . . 0  
 Under Votes . . . . . 504

DIRECTOR, POSITION 4 WINCHESTER BAY RURAL FIRE  
 VOTES PERCENT  
 Vote For 1  
 Eric Boe. . . . . 44 100.00  
 WRITE-IN. . . . . 0  
 Over Votes . . . . . 0  
 Under Votes . . . . . 5

DIRECTOR, POSITION 2 LOWER UMPQUA PARK & REC.  
 VOTES PERCENT  
 Vote For 1  
 Michael W Knight . . . . . 733 98.13  
 WRITE-IN. . . . . 14 1.87  
 Over Votes . . . . . 0  
 Under Votes . . . . . 478



DIRECTOR, POSITION 3 LOWER UMPQUA PARK & REC.  
 Vote For 1  
 NO CANDIDATE FILED . . . . . 0  
 WRITE-IN. . . . . 145 100.00  
 Over Votes . . . . . 0  
 Under Votes . . . . . 1,080

DIRECTOR, POSITION 5 SUTHERLIN VALLEY RECREATION  
 Vote For 1  
 NO CANDIDATE FILED . . . . . 0  
 WRITE-IN. . . . . 26 100.00  
 Over Votes . . . . . 0  
 Under Votes . . . . . 1,090

DIRECTOR, POSITION 1 NORTH DOUGLAS PARK & REC.  
 Vote For 1  
 Jeff Frieze. . . . . 210 97.67  
 WRITE-IN. . . . . 5 2.33  
 Over Votes . . . . . 0  
 Under Votes . . . . . 24

DIRECTOR, POSITION 4 YONCALLA PARK & RECREATION  
 Vote For 1  
 NO CANDIDATE FILED . . . . . 0  
 WRITE-IN. . . . . 66 100.00  
 Over Votes . . . . . 0  
 Under Votes . . . . . 276

DIRECTOR, POSITION 2 NORTH DOUGLAS PARK & REC.  
 Vote For 1  
 Jody Cyr. . . . . 201 97.10  
 WRITE-IN. . . . . 6 2.90  
 Over Votes . . . . . 0  
 Under Votes . . . . . 32

DIRECTOR, POSITION 5 YONCALLA PARK & RECREATION  
 Vote For 1  
 George Bartlett . . . . . 268 96.40  
 WRITE-IN. . . . . 10 3.60  
 Over Votes . . . . . 0  
 Under Votes . . . . . 64

DIRECTOR, POSITION 4 NORTH DOUGLAS PARK & REC.  
 Vote For 1  
 Lori Black . . . . . 218 98.64  
 WRITE-IN. . . . . 3 1.36  
 Over Votes . . . . . 0  
 Under Votes . . . . . 18

DIRECTOR, POSITION 2 RIDGEWOOD WATER  
 Vote For 1  
 NO CANDIDATE FILED . . . . . 0  
 WRITE-IN. . . . . 31 100.00  
 Over Votes . . . . . 0  
 Under Votes . . . . . 14

DIRECTOR, POSITION 2 SUTHERLIN VALLEY RECREATION  
 Vote For 1  
 NO CANDIDATE FILED . . . . . 0  
 WRITE-IN. . . . . 49 100.00  
 Over Votes . . . . . 0  
 Under Votes . . . . . 1,067

DIRECTOR, POSITION 3 RIDGEWOOD WATER  
 Vote For 1  
 NO CANDIDATE FILED . . . . . 0  
 WRITE-IN. . . . . 32 100.00  
 Over Votes . . . . . 0  
 Under Votes . . . . . 13

DIRECTOR, POSITION 3 SUTHERLIN VALLEY RECREATION  
 Vote For 1  
 NO CANDIDATE FILED . . . . . 0  
 WRITE-IN. . . . . 34 100.00  
 Over Votes . . . . . 0  
 Under Votes . . . . . 1,082

DIRECTOR, POSITION 5 RIDGEWOOD WATER  
 Vote For 1  
 Elias Minaise . . . . . 40 100.00  
 WRITE-IN. . . . . 0  
 Over Votes . . . . . 0  
 Under Votes . . . . . 5

DIRECTOR, POSITION 4 SUTHERLIN VALLEY RECREATION  
 Vote For 1  
 NO CANDIDATE FILED . . . . . 0  
 WRITE-IN. . . . . 25 100.00  
 Over Votes . . . . . 0  
 Under Votes . . . . . 1,091

DIRECTOR, POSITION 1 ROBERTS CREEK WATER  
 Vote For 1  
 BZ Zeller . . . . . 257 29.54  
 Don Jenkins. . . . . 602 69.20  
 WRITE-IN. . . . . 11 1.26  
 Over Votes . . . . . 3  
 Under Votes . . . . . 528



VOTES PERCENT

VOTES PERCENT

DIRECTOR, POSITION 2 ROBERTS CREEK WATER

Vote For 1		
Phil Bigler . . . . .	718	98.49
WRITE-IN . . . . .	11	1.51
Over Votes . . . . .	0	
Under Votes . . . . .	672	

DIRECTOR, POSITION 5 WINSTON-DILLARD WATER

Vote For 1		
NO CANDIDATE FILED . . . . .		0
WRITE-IN . . . . .	63	100.00
Over Votes . . . . .	0	
Under Votes . . . . .	555	

DIRECTOR, POSITION 4 ROBERTS CREEK WATER

Vote For 1		
Tracey Parker . . . . .	704	98.19
WRITE-IN . . . . .	13	1.81
Over Votes . . . . .	0	
Under Votes . . . . .	684	

DIRECTOR, POSITION 1 OLALLA LOOKINGGLASS WCTL

Vote For 1		
Steve Rhodes . . . . .	397	100.00
WRITE-IN . . . . .	0	
Over Votes . . . . .	0	
Under Votes . . . . .	142	

DIRECTOR, POSITION 5 ROBERTS CREEK WATER

Vote For 1		
Tom Fullbright . . . . .	694	97.47
WRITE-IN . . . . .	18	2.53
Over Votes . . . . .	0	
Under Votes . . . . .	689	

DIRECTOR, POSITION 2 OLALLA LOOKINGGLASS WCTL

Vote For 1		
NO CANDIDATE FILED . . . . .		0
WRITE-IN . . . . .	48	100.00
Over Votes . . . . .	0	
Under Votes . . . . .	491	

DIRECTOR, POSITION 3 UNION GAP WATER

Vote For 1		
Bret Watkins . . . . .	15	100.00
WRITE-IN . . . . .	0	
Over Votes . . . . .	0	
Under Votes . . . . .	0	

DIRECTOR, POSITION 3 OLALLA LOOKINGGLASS WCTL

Vote For 1		
NO CANDIDATE FILED . . . . .		0
WRITE-IN . . . . .	46	100.00
Over Votes . . . . .	0	
Under Votes . . . . .	493	

DIRECTOR, POSITION 5 UNION GAP WATER

Vote For 1		
Kim A Watkins . . . . .	15	100.00
WRITE-IN . . . . .	0	
Over Votes . . . . .	0	
Under Votes . . . . .	0	

DIRECTOR, POSITION 2, WARD 1 SUTHERLIN WATER CONTROL

Vote For 1		
Thomas L Patoine . . . . .	559	99.11
WRITE-IN . . . . .	5	.89
Over Votes . . . . .	0	
Under Votes . . . . .	236	

DIRECTOR, POSITION 2 WINSTON-DILLARD WATER

Vote For 1		
Sheryl L Smith . . . . .	477	99.38
WRITE-IN . . . . .	3	.63
Over Votes . . . . .	0	
Under Votes . . . . .	138	

DIRECTOR, POSITION 3, WARD 1 SUTHERLIN WATER CONTROL

Vote For 1		
Ray Cox . . . . .	559	98.07
WRITE-IN . . . . .	11	1.93
Over Votes . . . . .	0	
Under Votes . . . . .	230	

DIRECTOR, POSITION 3 WINSTON-DILLARD WATER

Vote For 1		
Jim McClellan . . . . .	481	98.77
WRITE-IN . . . . .	6	1.23
Over Votes . . . . .	0	
Under Votes . . . . .	131	

DIRECTOR, POSITION 5, WARD 2 SUTHERLIN WATER CONTROL

Vote For 1		
Floyd Van Sickle . . . . .	531	99.07
WRITE-IN . . . . .	5	.93
Over Votes . . . . .	0	
Under Votes . . . . .	264	



VOTES PERCENT

VOTES PERCENT

DIRECTOR, POSITION 6, WARD 2 SUTHERLIN WATER CONTROL  
 Vote For 1  
 Terry K Parrish . . . . . 554 98.40  
 WRITE-IN. . . . . 9 1.60  
 Over Votes . . . . . 0  
 Under Votes . . . . . 237

DIRECTOR, POSITION 1 GARDINER SANITARY  
 Vote For 1  
 NO CANDIDATE FILED . . . . . 0  
 WRITE-IN. . . . . 23 100.00  
 Over Votes . . . . . 0  
 Under Votes . . . . . 16

DIRECTOR, POSITION 9, WARD 2 SUTHERLIN WATER CONTROL  
 Vote For 1  
 Michael Meier . . . . . 547 99.09  
 WRITE-IN. . . . . 5 .91  
 Over Votes . . . . . 0  
 Under Votes . . . . . 248

DIRECTOR, POSITION 2 GARDINER SANITARY  
 Vote For 1  
 NO CANDIDATE FILED . . . . . 0  
 WRITE-IN. . . . . 19 100.00  
 Over Votes . . . . . 0  
 Under Votes . . . . . 20

DIRECTOR, POSITION 5 WINCHESTER WATER CONTROL  
 Vote For 1  
 NO CANDIDATE FILED . . . . . 0  
 WRITE-IN. . . . . 18 100.00  
 Over Votes . . . . . 0  
 Under Votes . . . . . 63

DIRECTOR, POSITION 4 GARDINER SANITARY  
 Vote For 1  
 NO CANDIDATE FILED . . . . . 0  
 WRITE-IN. . . . . 19 100.00  
 Over Votes . . . . . 0  
 Under Votes . . . . . 20

DIRECTOR, POSITION 6 WINCHESTER WATER CONTROL  
 Vote For 1  
 NO CANDIDATE FILED . . . . . 0  
 WRITE-IN. . . . . 16 100.00  
 Over Votes . . . . . 0  
 Under Votes . . . . . 65

DIRECTOR, POSITION 5 GARDINER SANITARY  
 Vote For 1  
 NO CANDIDATE FILED . . . . . 0  
 WRITE-IN. . . . . 22 100.00  
 Over Votes . . . . . 0  
 Under Votes . . . . . 17

DIRECTOR, POSITION 7 WINCHESTER WATER CONTROL  
 Vote For 1  
 NO CANDIDATE FILED . . . . . 0  
 WRITE-IN. . . . . 15 100.00  
 Over Votes . . . . . 0  
 Under Votes . . . . . 66

DIRECTOR, POSITION 4 GLIDE IDLEYLD SANITARY SEWER  
 Vote For 1  
 Robert P Briggs . . . . . 226 97.84  
 WRITE-IN. . . . . 5 2.16  
 Over Votes . . . . . 0  
 Under Votes . . . . . 80

DIRECTOR, POSITION 8 WINCHESTER WATER CONTROL  
 Vote For 1  
 Curt Sandfort . . . . . 41 97.62  
 WRITE-IN. . . . . 1 2.38  
 Over Votes . . . . . 0  
 Under Votes . . . . . 39

DIRECTOR, POSITION 5 GLIDE IDLEYLD SANITARY SEWER  
 Vote For 1  
 Donal Scott. . . . . 143 51.81  
 Edith Muller Saxton . . . . . 132 47.83  
 WRITE-IN. . . . . 1 .36  
 Over Votes . . . . . 0  
 Under Votes . . . . . 35

DIRECTOR, POSITION 9 WINCHESTER WATER CONTROL  
 Vote For 1  
 NO CANDIDATE FILED . . . . . 0  
 WRITE-IN. . . . . 15 100.00  
 Over Votes . . . . . 0  
 Under Votes . . . . . 66

DIRECTOR, POSITION 1 GREEN SANITARY  
 Vote For 1  
 Lewis D Paulson . . . . . 639 98.61  
 WRITE-IN. . . . . 9 1.39  
 Over Votes . . . . . 0  
 Under Votes . . . . . 580



DIRECTOR, POSITION 2 GREEN SANITARY

	VOTES	PERCENT
Vote For 1		
Tom Fullbright. . . . .	599	97.56
WRITE-IN. . . . .	15	2.44
Over Votes . . . . .	0	
Under Votes . . . . .	614	

DIRECTOR, POSITION 5 ROSEBURG URBAN SANITARY

	VOTES	PERCENT
Vote For 1		
Chris Lansing . . . . .	3,107	98.60
WRITE-IN. . . . .	44	1.40
Over Votes . . . . .	1	
Under Votes . . . . .	2,554	

DIRECTOR, POSITION 5 GREEN SANITARY

	VOTES	PERCENT
Vote For 1		
Tracey Parker . . . . .	606	98.06
WRITE-IN. . . . .	12	1.94
Over Votes . . . . .	1	
Under Votes . . . . .	609	

DIRECTOR, POSITION 1 TRI-CITY JOINT WATER/SANITARY

	VOTES	PERCENT
Vote For 1		
Carl White . . . . .	438	99.77
WRITE-IN. . . . .	1	.23
Over Votes . . . . .	0	
Under Votes . . . . .	322	

DIRECTOR, POSITION 1 OAK HILL SANITARY

	VOTES	PERCENT
Vote For 1		
NO CANDIDATE FILED . . . . .	0	
WRITE-IN. . . . .	2	100.00
Over Votes . . . . .	0	
Under Votes . . . . .	22	

DIRECTOR, POSITION 4 TRI-CITY JOINT WATER/SANITARY

	VOTES	PERCENT
Vote For 1		
Lillian Elder . . . . .	427	98.61
WRITE-IN. . . . .	6	1.39
Over Votes . . . . .	0	
Under Votes . . . . .	328	

DIRECTOR, POSITION 2 OAK HILL SANITARY

	VOTES	PERCENT
Vote For 1		
NO CANDIDATE FILED . . . . .	0	
WRITE-IN. . . . .	1	100.00
Over Votes . . . . .	0	
Under Votes . . . . .	23	

DIRECTOR, POSITION 5 TRI-CITY JOINT WATER/SANITARY

	VOTES	PERCENT
Vote For 1		
Bruce Stimpson. . . . .	455	99.78
WRITE-IN. . . . .	1	.22
Over Votes . . . . .	0	
Under Votes . . . . .	305	

DIRECTOR, POSITION 3 OAK HILL SANITARY

	VOTES	PERCENT
Vote For 1		
NO CANDIDATE FILED . . . . .	0	
WRITE-IN. . . . .	1	100.00
Over Votes . . . . .	0	
Under Votes . . . . .	23	

DIRECTOR, POSITION 2 UNION GAP SANITARY

	VOTES	PERCENT
Vote For 1		
Bret Watkins . . . . .	15	100.00
WRITE-IN. . . . .	0	
Over Votes . . . . .	0	
Under Votes . . . . .	0	

DIRECTOR, POSITION 1 ROSEBURG URBAN SANITARY

	VOTES	PERCENT
Vote For 1		
John Dunn . . . . .	3,361	98.65
WRITE-IN. . . . .	46	1.35
Over Votes . . . . .	2	
Under Votes . . . . .	2,297	

DIRECTOR, POSITION 5 UNION GAP SANITARY


	VOTES	PERCENT
Vote For 1		
Kim A Watkins . . . . .	15	100.00
WRITE-IN. . . . .	0	
Over Votes . . . . .	0	
Under Votes . . . . .	0	

DIRECTOR, POSITION 2 ROSEBURG URBAN SANITARY

	VOTES	PERCENT
Vote For 1		
Rob Lieberman . . . . .	3,246	98.72
WRITE-IN. . . . .	42	1.28
Over Votes . . . . .	2	
Under Votes . . . . .	2,416	

DIRECTOR, POSITION 1 WINCHESTER BAY SANITARY

	VOTES	PERCENT
Vote For 1		
Bill Taylor. . . . .	44	100.00
WRITE-IN. . . . .	0	
Over Votes . . . . .	0	
Under Votes . . . . .	12	





DIRECTOR, POSITION 3 WINCHESTER BAY SANITARY  
 Vote For 1  
 Lin Labit . . . . . 38 95.00  
 WRITE-IN. . . . . 2 5.00  
 Over Votes . . . . . 0  
 Under Votes . . . . . 16

DIRECTOR, POSITION 3 RACCOON ROAD  
 Vote For 1  
 Laura Cooper . . . . . 7 100.00  
 WRITE-IN. . . . . 0  
 Over Votes . . . . . 0  
 Under Votes . . . . . 0

DIRECTOR, POSITION 2 BAR L RANCH ROAD  
 Vote For 1  
 NO CANDIDATE FILED . . . . . 0  
 WRITE-IN. . . . . 8 100.00  
 Over Votes . . . . . 0  
 Under Votes . . . . . 13

DIRECTOR, POSITION 3 GLENDALE AMBULANCE  
 Vote For 1  
 James Alvin Donner . . . . . 324 81.61  
 WRITE-IN. . . . . 73 18.39  
 Over Votes . . . . . 0  
 Under Votes . . . . . 89

DIRECTOR, POSITION 3 BAR L RANCH ROAD  
 Vote For 1  
 NO CANDIDATE FILED . . . . . 0  
 WRITE-IN. . . . . 5 100.00  
 Over Votes . . . . . 0  
 Under Votes . . . . . 16

DIRECTOR, POSITION 4 GLENDALE AMBULANCE  
 Vote For 1  
 Andrew L Owens. . . . . 381 95.49  
 WRITE-IN. . . . . 18 4.51  
 Over Votes . . . . . 0  
 Under Votes . . . . . 87

DIRECTOR, POSITION 3 JOELSON ROAD  
 Vote For 1  
 NO CANDIDATE FILED . . . . . 0  
 WRITE-IN. . . . . 5 100.00  
 Over Votes . . . . . 0  
 Under Votes . . . . . 1

DIRECTOR, POSITION 5 GLENDALE AMBULANCE  
 Vote For 1  
 Ronald Marriott . . . . . 356 95.96  
 WRITE-IN. . . . . 15 4.04  
 Over Votes . . . . . 0  
 Under Votes . . . . . 115

DIRECTOR, POSITION 1 MOOREA DRIVE ROAD  
 Vote For 1  
 Mack Brown . . . . . 36 59.02  
 WRITE-IN. . . . . 25 40.98  
 Over Votes . . . . . 0  
 Under Votes . . . . . 10


DIRECTOR, POSITION 1 RIDDLE CEMETERY MAINTENANCE  
 Vote For 1  
 Ron Witt. . . . . 239 97.55  
 WRITE-IN. . . . . 6 2.45  
 Over Votes . . . . . 0  
 Under Votes . . . . . 13

DIRECTOR, POSITION 2 MOOREA DRIVE ROAD  
 Vote For 1  
 Gary W Reed. . . . . 34 56.67  
 WRITE-IN. . . . . 26 43.33  
 Over Votes . . . . . 0  
 Under Votes . . . . . 11

10-127 - City of Reedsport  
 Vote For 1  
 Yes . . . . . 487 54.90  
 No. . . . . 400 45.10  
 Over Votes . . . . . 0  
 Under Votes . . . . . 86

DIRECTOR, POSITION 2 RACCOON ROAD  
 Vote For 1  
 Muriel Madden . . . . . 7 100.00  
 WRITE-IN. . . . . 0  
 Over Votes . . . . . 0  
 Under Votes . . . . . 0

10-128 - Tri City Fire TRI-CITY RURAL FIRE  
 Vote For 1  
 Yes . . . . . 431 54.97  
 No. . . . . 353 45.03  
 Over Votes . . . . . 0  
 Under Votes . . . . . 17



VOTES PERCENT

10-129 - Roseburg School District ROSEBURG SCHOOL #4

Vote For 1

Yes . . . . .	4,289	42.01
No. . . . .	5,921	57.99
Over Votes . . . . .	0	
Under Votes . . . . .	161	

20-215 - Siuslaw School District SIUSLAW SCHOOL #97-J5

Vote For 1

Yes . . . . .	0	
No. . . . .	8	100.00
Over Votes . . . . .	0	
Under Votes . . . . .	0	

