

United States Senator NATIONAL

Vote for 1

T S
 o t
 m u R S P J H a o K W W
 t o a L L G S D i u l o e a I
 z b r o a h i m f t d i l T O V U V
 m i k r t a n f e l t d E V O N O
 a n e e e e e a n d o I R E E
 n r n r l l n s R S

(CONTINUED FROM PREVIOUS PAGE)


0049 49 PARROTT	15	19	25	31	61	1	21	1	0	35
0050 50 HAPPY VALLEY	67	23	87	88	180	7	57	1	1	94
0051 51 GREEN	22	10	42	21	58	2	23	3	0	36
0052 52 CIVIL BEND	14	5	11	22	29	0	9	4	0	18
0053 53 WINSTON NO. 1	27	17	37	39	69	7	21	0	0	34
0054 54 WINSTON NO. 2	24	13	42	36	95	4	21	1	0	33
0055 55 DILLARD	17	5	19	17	38	2	28	0	0	23
0056 56 MELROSE	53	22	61	60	170	6	36	2	0	86
0057 57 LOOKINGGLASS	22	8	34	42	84	2	33	0	0	55
0058 58 OLALLA	38	14	36	27	76	5	16	3	0	30
0059 59 CAMAS VALLEY	16	6	19	15	17	1	6	0	0	18
0060 60 MYRTLE CREEK NO. 1	17	10	19	17	45	5	17	1	0	18
0061 61 MYRTLE CREEK NO. 2	18	7	26	22	69	4	27	2	0	29
0062 62 MYRTLE CREEK COUNTY	26	21	39	33	123	9	26	1	0	43
0063 63 TRI CITY	32	15	35	55	150	10	32	6	1	51
0064 64 RIDDLE CITY	4	8	14	14	35	2	8	0	0	8
0065 65 RIDDLE COUNTY EAST	7	3	16	20	48	4	13	1	0	12
0066 66 CANYONVILLE CITY	19	9	27	24	89	3	19	2	0	14
0067 67 CANYONVILLE COUNTY	11	2	18	17	47	3	6	1	0	11
0068 68 DAYS CREEK	5	5	32	7	54	0	5	0	0	11
0069 69 TILLER	12	4	11	11	33	1	6	1	0	11
0070 70 GLENDALE/AZALEA	35	23	33	60	63	4	20	4	0	35
0071 71 GLENDALE CITY	5	5	7	10	21	2	5	0	0	3
0072 72 GLENDALE COUNTY	0	0	0	7	0	0	0	0	0	2
CANDIDATE TOTALS	1362	652	1983	1901	4784	208	1314	113	6	2481
CANDIDATE PERCENT	11.05	5.29	16.09	15.43	38.84	1.68	10.66	.91		

I certify the votes recorded on this abstract correctly summarize the tally of votes cast at the election indicated.

Barbara E. Nielsen

Barbara E. Nielsen
 Douglas County Clerk

June 04, 2010



United States Representative in Congress

U.S. CONGRESSIONAL DISTRICT NO. 4
 Vote for 1

	J a y n e n d	A r o t b i n s o n	W R I T E I N	O V V O E T R E S	U V N O D T E E R S
0001 01 GARDINER	12	42	1	0	7
0002 02 SMITH RIVER	2	16	0	0	1
0003 03 PIONEER	22	88	3	0	11
0004 04 HIGHLAND	25	88	1	0	11
0005 05 FOREST HILLS	33	112	0	0	15
0006 06 DEANS CREEK	7	61	1	0	2
0007 07 WINCHESTER BAY	13	44	1	0	7
0008 08 LOON LAKE	0	8	0	0	2
0009 09 EAST ELKTON	26	191	3	0	12
0010 10 ELKTON CITY	1	14	0	0	0
0011 11 DRAIN CITY	24	85	0	0	6
0012 12 NORTH DRAIN COUNTY	28	138	1	0	19
0013 13 YONCALLA COUNTY	58	205	2	0	16
0014 14 YONCALLA CITY	20	89	0	0	8
0015 15 OAKLAND CITY	18	87	0	0	5
0016 16 NORTH CALAPOOIA	66	213	1	0	13
0017 17 SUTHERLIN EAST	112	465	7	0	69
0018 18 SUTHERLIN WEST	77	284	3	0	21
0019 19 FAIR OAKS	53	235	3	0	21
0020 20 MELROSE SOUTH	45	232	1	0	22
0021 21 WILBUR	47	211	1	0	21
0022 22 COLES VALLEY	42	134	0	0	9
0023 23 GARDEN VALLEY	33	255	2	0	39
0024 24 LITTLE RIVER	81	348	0	0	42
0025 25 GLIDE	48	185	3	0	40
0026 26 CLARKS BRANCH	2	12	0	0	2
0027 27 DIXONVILLE	41	153	1	0	24
0028 28 MILL EAST	14	55	0	0	12
0029 29 WINCHESTER	72	375	1	0	45
0030 30 NEWTON CREEK	36	143	1	0	18
0031 31 MEADOWDALE	9	83	0	0	7
0032 32 RIDDLE COUNTY WEST	5	14	0	0	0
0033 33 SWEETBRIER	17	93	0	0	10
0034 34 CHARTER OAKS	28	120	0	0	17
0035 35 RIVERSDALE	55	335	1	0	40
0036 36 HUCREST	93	372	4	0	63
0037 37 KEASEY	66	333	0	0	44
0038 38 EDENBOWER	48	204	4	0	21
0039 39 DEER CREEK	21	85	1	0	16
0040 40 BENSON	26	119	1	0	11
0041 41 HAWTHORNE	32	157	4	0	31
0042 42 HERMANN	34	72	2	0	11
0043 43 LANE	17	76	2	0	6
0044 44 LAURELWOOD	24	69	0	0	8
0045 45 FAIRHAVEN	10	47	0	0	10
0046 46 BROWN	56	218	2	0	25
0047 47 ORCHARD	49	115	4	0	13

United States Representative in Congress

U.S. CONGRESSIONAL DISTRICT NO. 4
 Vote for 1

J G A R W
 a e r o R
 y r i b I
 n m n T O V U V
 e o s E V O N O
 e n o I E T D T
 d n N S R S

(CONTINUED FROM PREVIOUS PAGE)


0048 48 WEST PARK	8	62	0	0	7
0049 49 PARROTT	56	127	0	0	26
0050 50 HAPPY VALLEY	104	450	1	0	50
0051 51 GREEN	43	155	2	0	17
0052 52 CIVIL BEND	21	83	0	0	8
0053 53 WINSTON NO. 1	49	187	0	0	15
0054 54 WINSTON NO. 2	47	202	3	0	17
0055 55 DILLARD	25	118	0	0	6
0056 56 MELROSE	74	382	3	0	37
0057 57 LOOKINGGLASS	77	181	1	0	21
0058 58 OLALLA	46	185	0	0	14
0059 59 CAMAS VALLEY	17	75	0	0	6
0060 60 MYRTLE CREEK NO. 1	33	102	1	0	13
0061 61 MYRTLE CREEK NO. 2	42	150	1	0	11
0062 62 MYRTLE CREEK COUNTY	53	244	2	0	22
0063 63 TRI CITY	78	278	1	0	30
0064 64 RIDDLE CITY	21	69	0	0	3
0065 65 RIDDLE COUNTY EAST	21	87	1	0	15
0066 66 CANYONVILLE CITY	52	143	3	0	8
0067 67 CANYONVILLE COUNTY	26	80	1	0	9
0068 68 DAYS CREEK	13	97	1	0	8
0069 69 TILLER	14	72	0	0	4
0070 70 GLENDALE/AZALEA	50	210	0	0	17
0071 71 GLENDALE CITY	9	46	0	0	3
0072 72 GLENDALE COUNTY	0	9	0	0	0
CANDIDATE TOTALS	2627	10874	83		1220
CANDIDATE PERCENT	19.33	80.05	.61		

I certify the votes recorded on this abstract correctly summarize the tally of votes cast at the election indicated.

Barbara E. Nielsen

Barbara E. Nielsen
 Douglas County Clerk

June 04, 2010



Governor STATEWIDE PARTISAN

Vote for 1

(CONTINUED FROM PREVIOUS PAGE)


	B S i i l z l e	DK a a	CC l o	W A C i m u l e r	CD h u	BF o o b r	ROW e a	W R I	OV V O	UV N O			
	m	J L o i	r r	a l	r v	a i	r d	t h	l l	k i	E	ET R E	DT E E
	r e	h m	e n	n	t	s e	a n	l l	n y	s	I N	S	R S
0048 48 WEST PARK	5	22	0	0	4	19	0	26	0	0	0	0	
0049 49 PARROTT	30	38	1	1	8	44	2	60	3	0	3	1	
0050 50 HAPPY VALLEY	81	100	4	4	26	161	4	176	10	2	0	3	
0051 51 GREEN	22	52	0	2	9	51	0	70	0	0	0	1	
0052 52 CIVIL BEND	17	19	0	0	3	38	1	30	2	0	0		
0053 53 WINSTON NO. 1	35	50	4	0	16	53	1	76	2	0	0	1	
0054 54 WINSTON NO. 2	25	49	4	2	22	66	1	83	5	3	1		
0055 55 DILLARD	22	23	1	0	10	39	1	49	1	0	0		
0056 56 MELROSE	53	76	1	1	25	123	1	181	7	1	0	2	
0057 57 LOOKINGGLASS	36	60	0	1	9	51	0	100	1	3	1	1	
0058 58 OLALLA	40	38	2	3	15	38	1	96	1	1	0	1	
0059 59 CAMAS VALLEY	11	24	0	0	14	11	1	31	1	0	0		
0060 60 MYRTLE CREEK NO. 1	27	24	1	0	5	34	1	46	4	1	0		
0061 61 MYRTLE CREEK NO. 2	25	46	0	2	18	44	1	57	1	1	0		
0062 62 MYRTLE CREEK COUNTY	47	57	3	2	18	55	1	125	2	4	0		
0063 63 TRI CITY	57	39	2	2	26	83	1	152	5	1	0	1	
0064 64 RIDDLE CITY	20	13	3	1	5	19	1	27	0	1	0		
0065 65 RIDDLE COUNTY EAST	20	13	0	0	15	22	0	46	3	1	0		
0066 66 CANYONVILLE CITY	33	34	2	1	18	35	1	71	2	2	0		
0067 67 CANYONVILLE COUNTY	13	16	2	0	12	29	1	40	1	1	0		
0068 68 DAYS CREEK	21	19	0	0	6	25	1	44	1	1	0		
0069 69 TILLER	18	11	0	0	5	14	1	29	2	2	1		
0070 70 GLENDALE/AZALEA	48	46	2	4	19	52	1	92	4	1	0		
0071 71 GLENDALE CITY	9	10	1	0	7	5	1	18	3	2	0		
0072 72 GLENDALE COUNTY	0	2	0	0	6	1	0	0	0	0	0		
CANDIDATE TOTALS	1719	2364	62	55	861	3508	54	5124	184	109	19	74	
CANDIDATE PERCENT	12.24	16.83	.44	.39	6.13	24.98	.38	36.49	1.31	.77			

I certify the votes recorded on this abstract correctly summarize the tally of votes cast at the election indicated.

Barbara E. Nielsen

Barbara E. Nielsen
 Douglas County Clerk

June 04, 2010



State Treasurer STATEWIDE PARTISAN

Vote for 1

	W R C T h e r l i f s e r	I T E I N	O V V O E T R E S	U V N O D T E E R S
0001 01 GARDINER	36	2	0	24
0002 02 SMITH RIVER	10	0	0	9
0003 03 PIONEER	83	1	0	40
0004 04 HIGHLAND	94	0	0	31
0005 05 FOREST HILLS	116	0	0	44
0006 06 DEANS CREEK	48	2	0	21
0007 07 WINCHESTER BAY	48	2	0	15
0008 08 LOON LAKE	6	0	0	4
0009 09 EAST ELKTON	153	3	0	76
0010 10 ELKTON CITY	6	1	0	8
0011 11 DRAIN CITY	73	0	0	42
0012 12 NORTH DRAIN COUNTY	123	1	0	62
0013 13 YONCALLA COUNTY	196	1	0	84
0014 14 YONCALLA CITY	81	0	0	36
0015 15 OAKLAND CITY	73	0	0	37
0016 16 NORTH CALAPOOIA	176	2	0	115
0017 17 SUTHERLIN EAST	434	5	0	214
0018 18 SUTHERLIN WEST	271	9	0	105
0019 19 FAIR OAKS	208	2	0	102
0020 20 MELROSE SOUTH	191	0	0	109
0021 21 WILBUR	174	4	0	102
0022 22 COLES VALLEY	119	0	0	66
0023 23 GARDEN VALLEY	203	2	0	124
0024 24 LITTLE RIVER	295	2	0	174
0025 25 GLIDE	166	3	0	107
0026 26 CLARKS BRANCH	8	0	0	8
0027 27 DIXONVILLE	135	1	0	83
0028 28 MILL EAST	51	0	0	30
0029 29 WINCHESTER	319	5	0	169
0030 30 NEWTON CREEK	148	1	0	49
0031 31 MEADOWDALE	69	0	0	30
0032 32 RIDDLE COUNTY WEST	14	0	0	5
0033 33 SWEETBRIER	72	1	0	47
0034 34 CHARTER OAKS	116	4	0	45
0035 35 RIVERSDALE	276	0	1	154
0036 36 HUCREST	343	1	0	188
0037 37 KEASEY	298	2	0	143
0038 38 EDENBOWER	172	4	0	101
0039 39 DEER CREEK	75	2	0	46
0040 40 BENSON	111	5	0	41
0041 41 HAWTHORNE	153	2	0	69
0042 42 HERMANN	69	0	0	50
0043 43 LANE	64	1	0	36
0044 44 LAURELWOOD	67	1	0	33
0045 45 FAIRHAVEN	46	1	0	20
0046 46 BROWN	193	1	0	107
0047 47 ORCHARD	115	3	0	63
0048 48 WEST PARK	49	2	0	26

State Treasurer STATEWIDE PARTISAN

Vote for 1

W
 R
 C T I
 h e T O V U V
 r t E V O N O
 i f - E T D T
 s e I R E E E
 r N S R S

(CONTINUED FROM PREVIOUS PAGE)

0049 49 PARROTT	124	0	0	85
0050 50 HAPPY VALLEY	391	2	0	212
0051 51 GREEN	135	1	0	81
0052 52 CIVIL BEND	76	2	0	34
0053 53 WINSTON NO. 1	184	1	0	66
0054 54 WINSTON NO. 2	192	3	0	74
0055 55 DILLARD	91	0	0	58
0056 56 MELROSE	323	3	0	170
0057 57 LOOKINGGLASS	175	1	0	104
0058 58 OLALLA	160	1	0	84
0059 59 CAMAS VALLEY	64	0	0	34
0060 60 MYRTLE CREEK NO. 1	108	1	0	40
0061 61 MYRTLE CREEK NO. 2	141	2	0	61
0062 62 MYRTLE CREEK COUNTY	220	4	0	97
0063 63 TRI CITY	279	3	0	105
0064 64 RIDDLE CITY	64	1	0	28
0065 65 RIDDLE COUNTY EAST	85	1	0	38
0066 66 CANYONVILLE CITY	158	2	0	46
0067 67 CANYONVILLE COUNTY	75	0	0	41
0068 68 DAYS CREEK	89	1	0	29
0069 69 TILLER	52	0	0	38
0070 70 GLENDALE/AZALEA	188	3	0	86
0071 71 GLENDALE CITY	44	0	0	14
0072 72 GLENDALE COUNTY	3	2	0	4
CANDIDATE TOTALS	9767	113	1	4923
CANDIDATE PERCENT	98.85	1.14		

I certify the votes recorded on this abstract correctly summarize the tally of votes cast at the election indicated.

Barbara E. Nielsen

**Barbara E. Nielsen
 Douglas County Clerk**

June 04, 2010



State Senator, 4th District SENATE DISTRICT 4


Vote for 1

	M a r t i n a n	K i r t i l e y n m a n	W R I T E I N	O V V O E T R E S	U V N O D T E E R S
0002 02 SMITH RIVER		15	0	0	4
0008 08 LOON LAKE		6	0	0	4
0009 09 EAST ELKTON		148	6	0	78
0010 10 ELKTON CITY		8	1	0	6
0011 11 DRAIN CITY		96	1	0	18
0012 12 NORTH DRAIN COUNTY		157	1	0	28
0013 13 YONCALLA COUNTY		236	8	0	37
0014 14 YONCALLA CITY		98	3	0	16
0015 15 OAKLAND CITY		70	3	0	37
0016 16 NORTH CALAPOOIA		175	18	0	100
0017 17 SUTHERLIN EAST		393	37	0	223
0018 18 SUTHERLIN WEST		260	21	0	104
0019 19 FAIR OAKS		190	19	0	103
0021 21 WILBUR		129	23	0	128
0022 22 COLES VALLEY		97	10	0	78
0023 23 GARDEN VALLEY		172	13	0	144
0024 24 LITTLE RIVER		291	12	0	168
0025 25 GLIDE		159	14	0	103
0056 56 MELROSE		289	25	0	182
0069 69 TILLER		60	3	0	27
CANDIDATE TOTALS		3049	218		1588
CANDIDATE PERCENT		93.32	6.67		

I certify the votes recorded on this abstract correctly summarize the tally of votes cast at the election indicated.

Barbara E. Nielsen
 Barbara E. Nielsen
 Douglas County Clerk

June 04, 2010



State Representative, 1st District HOUSE DISTRICT 1

Vote for 1


	W K a r y n e g e r	W R I T E I N	O V V O E T R E S	U V N O D T E E R S
0020 20 MELROSE SOUTH	203	1	0	96
0026 26 CLARKS BRANCH	9	0	0	7
0032 32 RIDDLE COUNTY WEST	13	0	0	6
0034 34 CHARTER OAKS	113	4	0	48
0051 51 GREEN	139	2	0	76
0052 52 CIVIL BEND	81	1	0	30
0053 53 WINSTON NO. 1	182	2	0	67
0054 54 WINSTON NO. 2	195	3	0	71
0055 55 DILLARD	103	0	0	46
0057 57 LOOKINGGLASS	186	2	0	92
0058 58 OLALLA	172	1	0	72
0059 59 CAMAS VALLEY	73	0	0	25
0072 72 GLENDALE COUNTY	5	0	0	4
CANDIDATE TOTALS	1474	16		640
CANDIDATE PERCENT	98.92	1.07		

I certify the votes recorded on this abstract correctly summarize the tally of votes cast at the election indicated.

Barbara E. Nielsen

Barbara E. Nielsen
 Douglas County Clerk

June 04, 2010



State Representative, 2nd District HOUSE DISTRICT 2

Vote for 1


	W			
	T J F	R		
	i r	I		
	m e	T	O V	U V
	e	E	V O	N O
	m	-	E T	D T
	a	I	R E	E E
	n	N	S	R S
0027 27 DIXONVILLE	169	1	0	49
0028 28 MILL EAST	66	0	0	15
0029 29 WINCHESTER	408	2	0	83
0030 30 NEWTON CREEK	165	0	0	33
0031 31 MEADOWDALE	82	0	0	17
0033 33 SWEETBRIER	89	1	0	30
0035 35 RIVERSDALE	346	0	0	85
0036 36 HUCREST	418	2	0	112
0037 37 KEASEY	362	2	0	79
0038 38 EDENBOWER	211	3	0	63
0039 39 DEER CREEK	94	0	0	29
0040 40 BENSON	125	7	0	25
0041 41 HAWTHORNE	173	2	0	49
0042 42 HERMANN	81	2	0	36
0043 43 LANE	74	0	0	27
0044 44 LAURELWOOD	77	0	0	24
0045 45 FAIRHAVEN	54	0	0	13
0046 46 BROWN	246	1	0	54
0047 47 ORCHARD	143	2	0	36
0048 48 WEST PARK	61	0	0	16
0049 49 PARROTT	162	0	0	47
0050 50 HAPPY VALLEY	468	1	0	136
0060 60 MYRTLE CREEK NO. 1	120	3	0	26
0061 61 MYRTLE CREEK NO. 2	165	2	0	37
0062 62 MYRTLE CREEK COUNTY	273	3	0	45
0063 63 TRI CITY	308	1	0	78
0064 64 RIDDLE CITY	80	0	0	13
0065 65 RIDDLE COUNTY EAST	95	0	0	29
0066 66 CANYONVILLE CITY	169	1	0	36
0067 67 CANYONVILLE COUNTY	98	0	0	18
0068 68 DAYS CREEK	103	0	0	16
0070 70 GLENDALE/AZALEA	214	1	0	62
0071 71 GLENDALE CITY	48	0	0	10
CANDIDATE TOTALS	5747	37		1428
CANDIDATE PERCENT	99.36	.63		

I certify the votes recorded on this abstract correctly summarize the tally of votes cast at the election indicated.

Barbara E. Nielsen

Barbara E. Nielsen
 Douglas County Clerk

June 04, 2010



State Representative, 7th District HOUSE DISTRICT 7

Vote for 1


	W R I B H r a u n c n e a	T E I N	O V V O E T R E S	U V N O D T E E R S
0002 02 SMITH RIVER	12	0	0	7
0008 08 LOON LAKE	7	0	0	3
0009 09 EAST ELKTON	171	2	0	59
0010 10 ELKTON CITY	8	1	0	6
0011 11 DRAIN CITY	87	0	0	28
0012 12 NORTH DRAIN COUNTY	143	1	0	42
0013 13 YONCALLA COUNTY	235	1	0	45
0014 14 YONCALLA CITY	94	1	0	22
0015 15 OAKLAND CITY	91	0	0	19
0016 16 NORTH CALAPOOIA	232	1	0	60
0017 17 SUTHERLIN EAST	542	2	0	109
0018 18 SUTHERLIN WEST	323	4	0	58
0019 19 FAIR OAKS	262	0	0	50
0021 21 WILBUR	227	2	0	51
0022 22 COLES VALLEY	153	1	0	31
0023 23 GARDEN VALLEY	272	3	0	54
0024 24 LITTLE RIVER	370	2	0	99
0025 25 GLIDE	197	3	0	76
0056 56 MELROSE	397	5	0	94
0069 69 TILLER	69	0	0	21
CANDIDATE TOTALS	3892	29		934
CANDIDATE PERCENT	99.26	.73		

I certify the votes recorded on this abstract correctly summarize the tally of votes cast at the election indicated.

Barbara E. Nielsen

Barbara E. Nielsen
 Douglas County Clerk

June 04, 2010



State Representative, 9th District HOUSE DISTRICT 9

Vote for 1

	W R I T E S	O V E R S	U N D E R S
0001 01 GARDINER	41	1	0
0003 03 PIONEER	94	0	0
0004 04 HIGHLAND	100	1	0
0005 05 FOREST HILLS	125	0	0
0006 06 DEANS CREEK	57	1	0
0007 07 WINCHESTER BAY	50	0	0
CANDIDATE TOTALS	467	3	137
CANDIDATE PERCENT	99.36	.63	

I certify the votes recorded on this abstract correctly summarize the tally of votes cast at the election indicated.

Barbara E. Nielsen

Barbara E. Nielsen
 Douglas County Clerk

June 04, 2010

