

Measure 68

Vote for 1

	Y e s	O V U V	
		V O	N O
		E T	D T
	N	R E	E E
	o	S	R S
0001 01 GARDINER	56	68	0 14
0002 02 SMITH RIVER	19	10	0 3
0003 03 PIONEER	191	121	0 42
0004 04 HIGHLAND	181	123	0 36
0005 05 FOREST HILLS	225	146	0 29
0006 06 DEANS CREEK	57	63	0 15
0007 07 WINCHESTER BAY	91	52	0 15
0008 08 LOON LAKE	13	11	0 3
0009 09 EAST ELKTON	229	177	0 39
0010 10 ELKTON CITY	31	12	0 6
0011 11 DRAIN CITY	112	95	0 18
0012 12 NORTH DRAIN COUNTY	174	138	0 33
0013 13 YONCALLA COUNTY	210	236	1 36
0014 14 YONCALLA CITY	120	92	0 20
0015 15 OAKLAND CITY	129	81	0 24
0016 16 NORTH CALAPOOIA	290	238	0 57
0017 17 SUTHERLIN EAST	699	510	0 117
0018 18 SUTHERLIN WEST	341	310	0 53
0019 19 FAIR OAKS	262	253	1 56
0020 20 MELROSE SOUTH	236	199	0 56
0021 21 WILBUR	245	165	0 31
0022 22 COLES VALLEY	184	148	0 24
0023 23 GARDEN VALLEY	252	220	0 72
0024 24 LITTLE RIVER	414	426	0 82
0025 25 GLIDE	317	230	0 58
0026 26 CLARKS BRANCH	7	10	0 1
0027 27 DIXONVILLE	152	141	0 41
0028 28 MILL EAST	57	54	0 19
0029 29 WINCHESTER	422	371	0 86
0030 30 NEWTON CREEK	204	172	0 62
0031 31 MEADOWDALE	102	83	0 13
0032 32 RIDDLE COUNTY WEST	22	17	0 3
0033 33 SWEETBRIER	109	90	0 24
0034 34 CHARTER OAKS	129	94	0 39
0035 35 RIVERSDALE	314	254	0 61
0036 36 HUCREST	497	304	0 102
0037 37 KEASEY	447	268	0 101
0038 38 EDENBOWER	285	243	0 80
0039 39 DEER CREEK	163	102	0 34
0040 40 BENSON	189	101	0 26
0041 41 HAWTHORNE	286	147	0 47
0042 42 HERMANN	161	88	0 28
0043 43 LANE	131	92	0 47
0044 44 LAURELWOOD	119	60	0 29
0045 45 FAIRHAVEN	98	43	0 29
0046 46 BROWN	311	206	0 71
0047 47 ORCHARD	194	107	0 43
0048 48 WEST PARK	90	57	0 16
0049 49 PARROTT	174	218	0 31
0050 50 HAPPY VALLEY	594	506	1 125
0051 51 GREEN	189	137	0 32
0052 52 CIVIL BEND	94	84	0 11

Measure 68

Vote for 1


	Y e s	N o	O V U V	
			V O E T R E S	N O D T E E R S
(CONTINUED FROM PREVIOUS PAGE)				
0053 53 WINSTON NO. 1	279	183	0	49
0054 54 WINSTON NO. 2	263	257	0	53
0055 55 DILLARD	140	149	0	40
0056 56 MELROSE	396	402	0	95
0057 57 LOOKINGGLASS	212	226	0	55
0058 58 OLALLA	205	219	0	67
0059 59 CAMAS VALLEY	63	98	0	17
0060 60 MYRTLE CREEK NO. 1	148	126	0	35
0061 61 MYRTLE CREEK NO. 2	184	163	0	43
0062 62 MYRTLE CREEK COUNTY	258	275	0	48
0063 63 TRI CITY	407	338	1	97
0064 64 RIDDLE CITY	111	60	0	18
0065 65 RIDDLE COUNTY EAST	126	100	0	34
0066 66 CANYONVILLE CITY	196	153	0	63
0067 67 CANYONVILLE COUNTY	114	93	0	19
0068 68 DAYS CREEK	104	96	1	27
0069 69 TILLER	62	67	0	11
0070 70 GLENDALE/AZALEA	241	217	0	45
0071 71 GLENDALE CITY	64	44	0	8
0072 72 GLENDALE COUNTY	4	13	0	4
CANDIDATE TOTALS	14195	11452	5	2968
CANDIDATE PERCENT	55.34	44.65		

I certify the votes recorded on this abstract correctly summarize the tally of votes cast at the election indicated.

Barbara E. Nielsen

**Barbara E. Nielsen
 Douglas County Clerk**

June 04, 2010



Measure 69

Vote for 1

	Y e s	O V O E T R E S	U V N O D T E E R S
0001 01 GARDINER	60	62	0 16
0002 02 SMITH RIVER	16	11	0 5
0003 03 PIONEER	205	106	0 43
0004 04 HIGHLAND	191	108	0 41
0005 05 FOREST HILLS	221	144	1 34
0006 06 DEANS CREEK	61	57	0 17
0007 07 WINCHESTER BAY	90	53	0 15
0008 08 LOON LAKE	21	5	0 1
0009 09 EAST ELKTON	249	151	0 45
0010 10 ELKTON CITY	29	14	0 6
0011 11 DRAIN CITY	113	91	0 21
0012 12 NORTH DRAIN COUNTY	195	126	0 24
0013 13 YONCALLA COUNTY	249	201	0 33
0014 14 YONCALLA CITY	126	83	0 23
0015 15 OAKLAND CITY	131	76	0 27
0016 16 NORTH CALAPOOIA	306	224	0 55
0017 17 SUTHERLIN EAST	786	430	0 110
0018 18 SUTHERLIN WEST	366	286	0 52
0019 19 FAIR OAKS	294	221	0 57
0020 20 MELROSE SOUTH	268	170	0 53
0021 21 WILBUR	262	149	0 30
0022 22 COLES VALLEY	196	133	0 27
0023 23 GARDEN VALLEY	278	191	0 75
0024 24 LITTLE RIVER	468	365	0 89
0025 25 GLIDE	323	221	0 61
0026 26 CLARKS BRANCH	7	10	0 1
0027 27 DIXONVILLE	150	143	0 41
0028 28 MILL EAST	61	49	1 19
0029 29 WINCHESTER	477	316	0 86
0030 30 NEWTON CREEK	223	152	0 63
0031 31 MEADOWDALE	123	64	0 11
0032 32 RIDDLE COUNTY WEST	27	13	0 2
0033 33 SWEETBRIER	118	79	0 26
0034 34 CHARTER OAKS	160	69	0 33
0035 35 RIVERSDALE	339	228	0 62
0036 36 HUCREST	529	257	0 117
0037 37 KEASEY	497	227	0 92
0038 38 EDENBOWER	310	222	0 76
0039 39 DEER CREEK	183	83	0 33
0040 40 BENSON	193	97	0 26
0041 41 HAWTHORNE	303	124	0 53
0042 42 HERMANN	168	82	0 27
0043 43 LANE	128	98	0 44
0044 44 LAURELWOOD	137	44	0 27
0045 45 FAIRHAVEN	107	35	0 28
0046 46 BROWN	353	172	0 63
0047 47 ORCHARD	215	85	0 44
0048 48 WEST PARK	83	62	0 18
0049 49 PARROTT	194	194	0 35
0050 50 HAPPY VALLEY	669	440	0 117
0051 51 GREEN	202	120	0 36
0052 52 CIVIL BEND	103	72	0 14

Measure 69

Vote for 1

(CONTINUED FROM PREVIOUS PAGE)


	Y e s	N o	O V E T E S	U N D E R S
0053 53 WINSTON NO. 1	286	174	0	51
0054 54 WINSTON NO. 2	295	223	0	55
0055 55 DILLARD	161	130	0	38
0056 56 MELROSE	434	357	0	102
0057 57 LOOKINGGLASS	229	207	0	57
0058 58 OLALLA	233	197	0	61
0059 59 CAMAS VALLEY	77	86	0	15
0060 60 MYRTLE CREEK NO. 1	162	111	0	36
0061 61 MYRTLE CREEK NO. 2	204	139	0	47
0062 62 MYRTLE CREEK COUNTY	279	253	0	49
0063 63 TRI CITY	416	320	0	107
0064 64 RIDDLE CITY	101	71	0	17
0065 65 RIDDLE COUNTY EAST	132	95	0	33
0066 66 CANYONVILLE CITY	208	146	0	58
0067 67 CANYONVILLE COUNTY	124	84	1	17
0068 68 DAYS CREEK	108	89	0	31
0069 69 TILLER	68	59	0	13
0070 70 GLENDALE/AZALEA	260	203	0	40
0071 71 GLENDALE CITY	62	46	0	8
0072 72 GLENDALE COUNTY	5	12	0	4
CANDIDATE TOTALS	15407	10217	3	2993
CANDIDATE PERCENT	60.12	39.87		

I certify the votes recorded on this abstract correctly summarize the tally of votes cast at the election indicated.

Barbara E. Nielsen

**Barbara E. Nielsen
 Douglas County Clerk**

June 04, 2010



Measure 10-104 ELKTON ESTATES PHASE II ROAD DISTRICT

Vote for 1


	Y e s	N o	O V O T E S	U V O T E S
0009 09 EAST ELKTON	13	2	0	0
CANDIDATE TOTALS	13	2		
CANDIDATE PERCENT	86.66	13.33		

I certify the votes recorded on this abstract correctly summarize the tally of votes cast at the election indicated.

Barbara E. Nielsen

**Barbara E. Nielsen
 Douglas County Clerk**

June 04, 2010



Measure 10-105 GLIDE RURAL FIRE DISTRICT

Vote for 1

	Y e s	N o	O V O V O E T R E S	U V N O D T E E R S
0024 24 LITTLE RIVER	356	424	0	20
0025 25 GLIDE	243	242	0	13
0028 28 MILL EAST	2	6	0	1
CANDIDATE TOTALS	601	672		34
CANDIDATE PERCENT	47.21	52.78		

I certify the votes recorded on this abstract correctly summarize the tally of votes cast at the election indicated.

Barbara E. Nielsen

Barbara E. Nielsen
 Douglas County Clerk

June 04, 2010

